
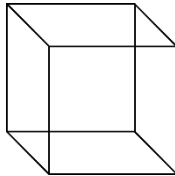
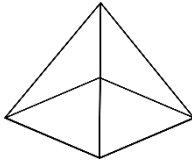



Name _____ Date _____

3 D Shapes




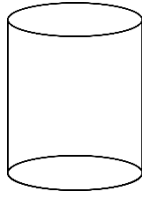
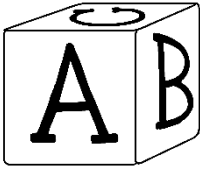
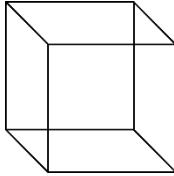

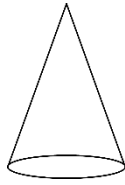
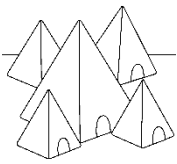
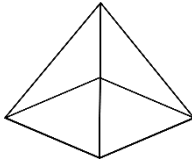

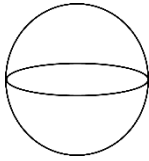
Directions: Complete the chart below about each geometric shape.

Name	Real World Example	Picture	Faces, Edges, Vertices
			___ face ___ edges ___ vertices
			2 faces, 0 edges, 0 vertices
			___ face ___ edges ___ vertices
Cone			___ face ___ edges ___ vertices
			___ face ___ edges ___ vertices
			___ face ___ edges ___ vertices

Name _____ Date _____

3 D Shapes Answer Key

Directions: Complete the chart below about each geometric shape.

Name	Real World Example	Picture	Faces, Edges, Vertices
Rectangular prism			6 faces, 12 edges, 8 vertices
Cylinder			2 faces, 0 edges, 0 vertices
Cube			6 faces, 12 edges, 8 vertices
Cone			1 face, 0 edges, 1 vertices
Square Pyramid			5 faces, 8 edges, 5 vertices
Sphere			0 faces, 0 edges, 0 vertices