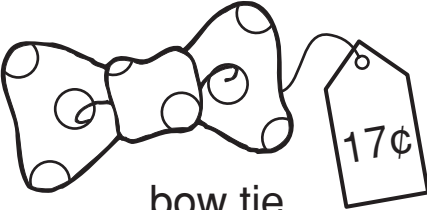


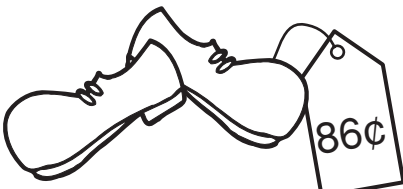



Gearing Up for the Show

Which coins should these clever clowns use to pay for their clown gear?
Use pennies, nickels, dimes, or quarters to find out.
Write your answers on the chart.
The first one is done for you.



| Items for Sale | How can the item be purchased... | How can the item be purchased... |
|--|--|----------------------------------|
|  <p>bow tie</p> | <p>with 5 coins? 3 nickels 2 pennies</p> | <p>with 8 coins?</p> |
|  <p>clown hat</p> | <p>with 5 coins?</p> | <p>with 7 coins?</p> |
|  <p>clown hair</p> | <p>with 5 coins?</p> | <p>with 7 coins?</p> |
|  <p>clown shoes</p> | <p>with 5 coins?</p> | <p>with 7 coins?</p> |
|  <p>makeup kit</p> | <p>with 4 coins?</p> | <p>with 7 coins?</p> |

Bonus Box: Why is it sometimes better to pay for items with bills instead of coins? Write your answer on the back of this sheet.



Materials Needed For Each Student

- play money coins or a copy of the coin patterns on page 50
- a resealable plastic bag (optional)



How To Use Page 45

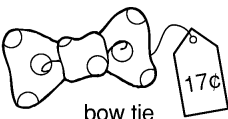




“Gearing Up for the Show”

1. Provide each youngster with a copy of page 45 and the materials listed on this page. If necessary, provide each student with scissors to cut out her coin patterns.
2. Have each student manipulate her coins to complete the activity as directed.
3. If desired, have each student store her coins in a resealable plastic bag to later use with the extension activity on page 48.



Answer Key




| Items for Sale | How can the item be purchased... | How can the item be purchased... |
|--|--|---|
|  bow tie | with 5 coins? 3 nickels 2 pennies | with 8 coins? 1 dime 7 pennies |
|  clown hat | with 5 coins? 5 nickels | with 7 coins? 2 dimes 5 pennies |
|  clown hair | with 5 coins? 3 quarters 2 pennies | with 7 coins? 2 quarters 2 dimes 1 nickel 2 pennies |
|  clown shoes | with 5 coins? 3 quarters 1 dime 1 penny | with 7 coins? 2 quarters 3 dimes 1 nickel 1 penny |
|  makeup kit | with 4 coins? 1 quarter 3 dimes | with 7 coins? 2 quarters 5 pennies or 4 dimes 3 nickels |

Bonus Box: Students' answers will vary. But students should have written a sentence similar to the following: *If the item is expensive, it could take a large amount of coins to pay for it.*



Manipulative Coin Patterns



✓ Answer Key ✓

- A. 20¢
- B. 50¢
- C. 75¢
- D. 45¢
- E. 60¢
- F. 80¢
- G. 10¢

Bonus Box: 10¢, 20¢, 45¢, 50¢, 60¢, 75¢, 80¢