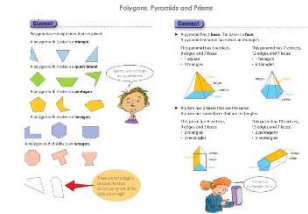


Math

Watch these videos & complete the mini quizzes on Brain Pop jr :
 Username: jsalgadob
 Password: 3salgado2020
 Plane shapes 2D <https://jr.brainpop.com/math/geometry/planeshapes/>
 Solid Shapes 3D <https://jr.brainpop.com/math/geometry/solidshapes/>

Look at the file Polygons, Pyramids and Prisms for more of a review of 2D and 3D shapes. (On the class website)



Here are the number of sports cards in John's collection.

Baseball: 248 Football: 19 Hockey: 184

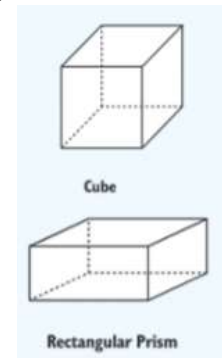
Estimate the total number of cards in the collection: _____

Explain the strategy you used to come up with your estimate.

Now add to find how many cards John actually has.

Building Skeletons! Look around your home for materials to build skeletons of 3D figures (e.g., straws and play dough, toothpicks and marshmallows, rolled up newspaper and tape). Build skeletons of these rectangular prisms.

After you finish building ask: How many edges does it have? Vertices (corners)? What 2D shapes are in your skeleton (faces)? How many of each 2D shape? Can you find an object in your house that looks like the 3D skeleton you made?




Worksheets:

- 3D Shape Hunt
- Hares at the Fair (x word problems)
- Hungry Football Fans (+- word problems)
- Gearing Up for the Show (money word problems)

STEAM

- Try one of the building challenges:
- Playdough & toothpick tower
 - Or
 - Toothpick & marshmallow challenge

Art: Choose one of the Art tutorials: Drawing a City or Drawing a 1 point perspective city. See what shapes you can include in your drawing. (Files are saved on the class website)



From:
 Artprojectsforkids.org

Games: Try some of the Shape and Space games on the Math page of the class website

Don't forget to check the website tab of the class website if you are looking for some more activities to print and do

Language Arts

Pretend you are on a "reading vacation" at the beach. Set up a towel to lay on, put on a bathing suit, or other beach attire, grab some water, maybe a snack, and lay on the "beach" reading your book, magazine, anything you have in your home to read. Do you need your sunglasses? Be sure to clean up your beach when you are done.



Create a commercial or advertisement to sell a product from a favourite story. For example: Pig's brick house, a house made of gingerbread, a knight's horse, Cinderella's glass slipper. Film your commercial or make an ad on paper and include a picture and reasons why someone would want to buy it.

Read an Elephant and Piggie book or listen to this one <https://www.youtube.com/watch?v=DP08TJbqExE>
 Then make your own Piggie and Gerald story. <https://docs.google.com/file/d/0BzUGxaq9LSUDYzJreXl0MkEtMGM/edit>
 Here are instructions to draw your own characters <https://nelliedge.com/members/resources/elephant-piggie-drawing.pdf>

Start a writing idea book. Write down interesting ideas, topics, objects that you might want to write about some day. Add words to describe each of your ideas.

Animal Report

Watch The Science of Spring & Amazing Animal Bodies <https://www.youtube.com/watch?v=qaZ2CICGul8&feature=youtu.be>
<https://www.youtube.com/watch?v=fh3IYR-fpSM&feature=youtu.be>

Then try one of these fun activities

1. Brainstorm animals that you might see in springtime near where you live.
2. Take a nature walk and listen closely for different animal sounds. Can you identify an animal by its sound? Look around for different animal habitats or signs of the foods that animals might eat.
3. Choose an animal to write a report about and either read a non-fiction book about that animal or find a story online about the animal. There are lots of non-fiction books on Epic!, check the Language Arts section of the website for places to find animal facts.

There are 2 animal report templates on the class website or use your own paper to fill out your animal report. Include lots of details in both your drawings and writing.

Look out your window and see if you can spot a living thing. Write or tell someone a few sentences about what you predict that living thing might be thinking or saying to itself.

Reading Comprehensions

Frogs
Animals Building Homes

Don't forget to check the Language Arts tab of the class website for lots of great places to read and re-search online.